







A decorative pattern of white-outlined squares of various sizes is scattered across the blue background. Some squares are arranged in a grid-like fashion, while others are placed more randomly. The squares vary in size, with some being quite small and others being larger.

Ando-giikendaasowin Native American Math and Science Summer Program

Presenter: Audra Highelk

A series of white-outlined squares of various sizes arranged in a pattern across the top of the slide.

Description

- Adaawewigamig: The Trading Post
 - Track 3
 - Personal Financial Literacy Course based on “Building Native Communities” curriculum.
- 
- A single white-outlined square on the left side of the slide.
- 
- A single white-outlined square on the left side of the slide.
- 
- A single white-outlined square on the left side of the slide.
- 
- A single white-outlined square on the left side of the slide.
- 
- A single white-outlined square on the left side of the slide.
- 
- A single white-outlined square on the left side of the slide.

A decorative pattern of white-outlined squares of various sizes is scattered across the blue background. Some squares are solid blue, while others are hollow. They are arranged in a somewhat random pattern, with some appearing in vertical columns and others in small groups.

Project Goals

- To teach young adults about Personal Financial Literacy and it's impacts.
 - Positive
 - Negative
 - Case examples

A decorative pattern of white-outlined squares of various sizes is arranged in a grid-like fashion on the left side of the slide. The squares are scattered across the vertical space, with some appearing in pairs or small groups.

Overview

- Strengths
 - Students were from around the country.
 - Enjoyable to be with and understood concepts and the reasoning.
- Weaknesses
 - Rural vs. Urban

A decorative pattern of white-outlined squares of various sizes is scattered across the top and left side of the slide. Some squares are solid blue, while others are hollow. They are arranged in a somewhat random pattern, with some appearing in vertical columns and others in small groups.

What worked

1. Offered plenty of interactive concept reinforcement.
 1. Played games
 2. Skits
 3. Students came up with own games regarding a section
 4. Trip to Federal Reserve Bank
 5. Role Playing.
 6. Frequent breaks during dry material

A decorative pattern of white-outlined squares of various sizes is scattered across the blue background. Some squares are arranged in a horizontal line at the top, while others are arranged in vertical columns on the left side. The squares vary in size, with some being significantly larger than others.

Things to try next time

- Teams
- Raffle
- Food